














ACTUAL PATTERN SHEET (EXISTING)

PART OF THE



ACTUAL BLADE (GOOD CONDITION)

<input type="checkbox"/> Permanent <input type="checkbox"/> Temporary							
OBJECTIVE: CHECKING TO SEE IF THE APPEARANCE OF THE PATTERN SHEET IS STILL OK, AS WELL AS THE USE OF BACKING TAPE							
Purpose: To prevent uncut, bursting and other defects on the item so that the operator is informed when the pattern sheet is ready to be replaced by appropriate application of backing tape.	 <p>RED PATCHING TAPE</p> <p>NO GOOD</p> <p>NOTE: if the appearance of the pattern sheet and backing tape is no longer acceptable (worn-out, stain, etc.), bring it to the tooling custodian, and the tooling will be able to request a new pattern sheet from the Design Department.</p>						
 <p>NEW PATTERN SHEET ISSUE</p>							
(Name & Sign) CHECKED BY:							
(Name & Sign) APPROVED BY:	3 TYPES OF TAPE: 1. CLEAR PATCHING TAPE (0.09mm) 2. RED PATCHING TAPE (0.03mm) 3. BLUE PATCHING TAPE (0.03mm)						
Purpose: To prevent uncut on the item	<table border="1"> <tr> <td></td> <td></td> <td></td> </tr> <tr> <td>CLEAR PATCHING TAPE</td> <td>RED PATCHING TAPE</td> <td>BLUE PATCHING TAPE</td> </tr> </table>				CLEAR PATCHING TAPE	RED PATCHING TAPE	BLUE PATCHING TAPE
							
CLEAR PATCHING TAPE	RED PATCHING TAPE	BLUE PATCHING TAPE					



NEW PATTERN SHEET

OPL